


The Jamers Myers Co., Inc.



# TOOLBOX TALKS

Week 7

NATIONAL ROOFING CONTRACTORS ASSOCIATION • CNA COMMERCIAL INSURANCE

## Hand Tools



Hand tools include everything from screwdrivers to handsaws, and any other tool that is manually powered.

It's essential to perform regular maintenance to keep hand tools in good working order.

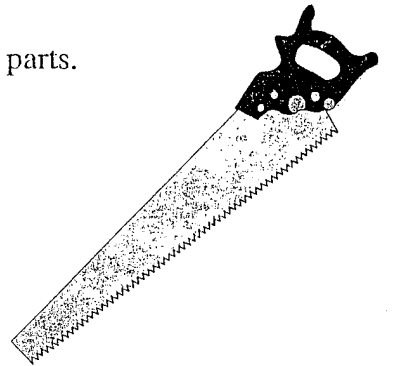
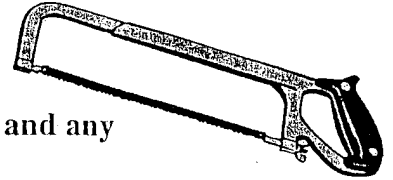
- Replace broken or cracked handles, and other defective parts.

- Sharpen axes and saws.

- Use grinders to keep chisels free of mushroomed heads.

- Put new blades into utility knives on a regular basis.

- Throw away and replace tools that are stripped or worn.



Even though there are no mechanical parts, manual tools do present hazards.

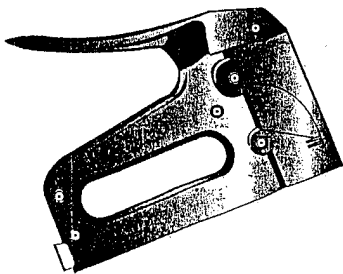

- Always wear appropriate personal protective equipment (PPE), including ANSI-approved eye protection when working with tools that have sharp edges or are likely to generate flying particles.

- Improperly used hand tools can result in punctures, cuts, or broken bones.

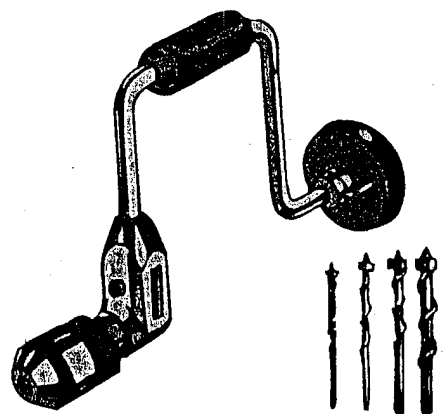
- Utility knives and other sharp tools must be kept in a safe place when they are not being used.

- All tools should be used for their intended purposes only.

- Do not use cheater bars on pry bars or wrenches to increase your leverage. This can damage or destroy the tool, and may result in personal injury as well.



It is important to maintain hand tools because they are easily worn or damaged. Property damage or personal injury can result from using broken tools, or from using them for other than their intended purposes.



## Hand Tools Training Tips

- Have a number of damaged and worn tools available and ask employees to identify which can be repaired, and which need to be replaced.

- Ask the following questions:

- Why is it important to keep chisel heads free of mushrooms?

- Why is eye protection important when using hand tools?